

The background features a large, abstract geometric composition. The upper-left portion is filled with a light brown wood grain texture, overlaid with a pattern of overlapping, semi-transparent triangles that create a 3D effect. The lower-right portion consists of a similar geometric pattern of overlapping triangles, but in shades of grey, also creating a 3D effect. The text is centered in the white space between these two textured areas.

New APP Feria Valencia
FIMMA-Maderalia 2020



Access:

Android: [Google Play](#)

IOS: [App Store](#)

Internet: <https://apps.feriavalencia.com>


- App FERIA VALENCIA - GOOGLE PLAY or ANDROID STORE



Feria Valencia

FERIA VALENCIA Events

 PEGI 3

 You don't have any devices.

 Add to Wishlist

Install


Access and authentication in the application

User and password:


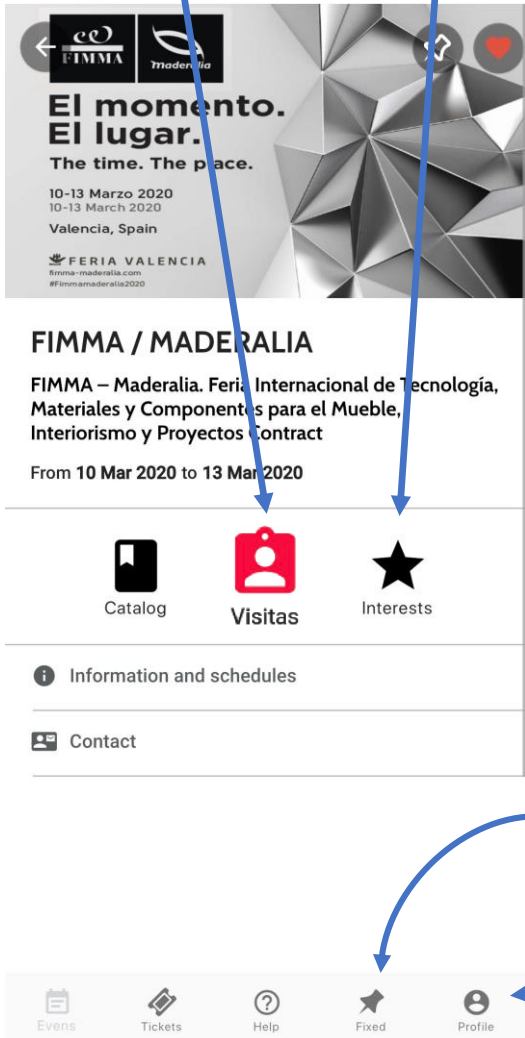
- The same as those received for the Exhibitor Portal

Functionalities:

- Check the list of events.
- General information query.
- Plans, schedules, contact etc.
- Catalogue.
- Check your Interests and register visitors at the stand

The screenshot shows the login screen of the mobile application. It features a back arrow and the text 'Login' at the top. Below this, there are two input fields: 'Email' and 'Password', both with yellow text labels. A blue button with the text 'Identify Identificarse' is positioned below the input fields. At the bottom, there is a checkbox labeled 'Remember password' and a link for 'New user'.

- From the list of events and contests, if you click on an event, you can directly access the event detail screen, where you can see the access to the functionality of "Visits" and "Interests", as well as access to the "General Information", floor plans and catalog.



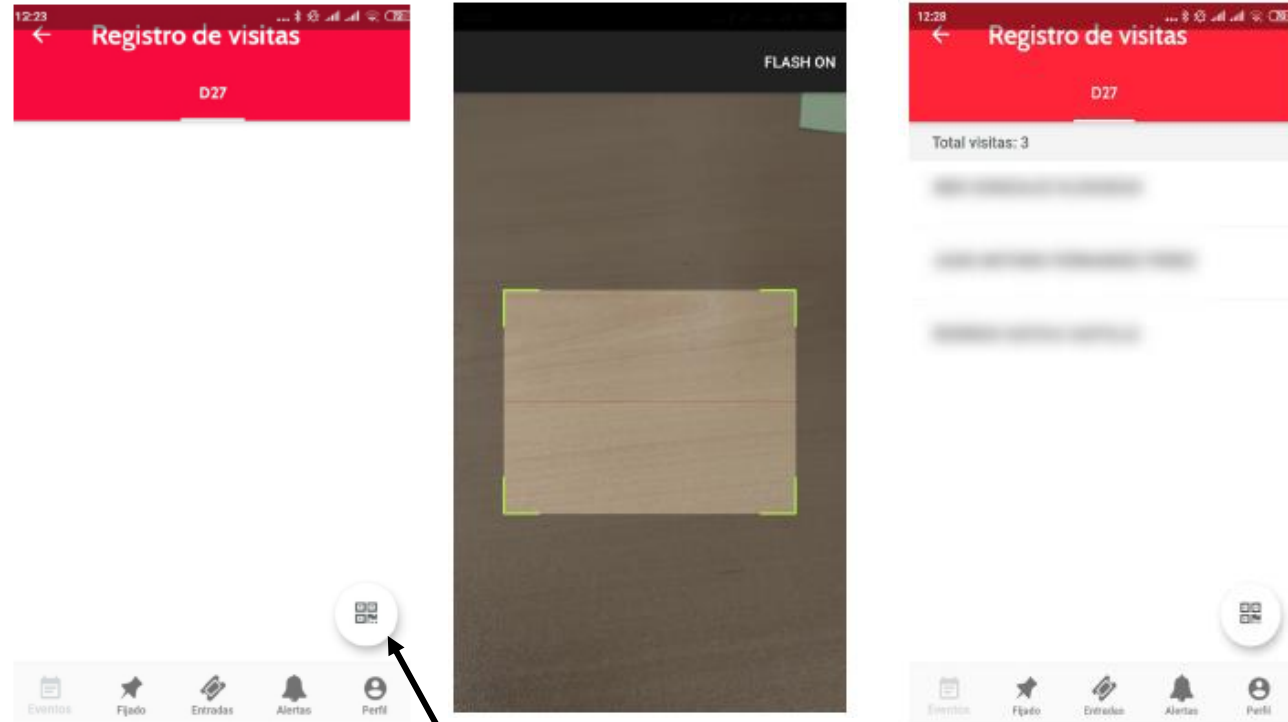
At the bottom of the screen you can access to several features, of which we want to highlight two:

- "Fixed": allows you to leave "fixed" the event of your interest, so that the next time you access the application, you will enter the event directly, thus speeding up the process.
- Profile: access to user profile information, where we can see that we are connected as an exhibitor.

Visitor registration at the stand.



- To access this functionality, click on the "Visits" icon and access the visit list directly.
- To register a visit we must scan the QR code that have the "tickets" that are delivered at the hostess counter or in the accreditations that visitors bring with them.



To do this, we must press the icon that activates the camera and focus on the QR code, and the data will automatically be obtained.

In the event that the visitor's data is not recovered, for not having previously accredited, the data will be left without problems.

Automatically recovered data can be modified and saved.

In the details of the visit you can add information:

- **Company:** basic information normally automatically retrieved from visitor data.

Contact: also automatically retrieved from visitor data.

- **Interests:** allows to register the visitor's interest at the time of his visit.

13:42

← JUAN ANTONIO ...

Empresa Contacto Interés Notas Evaluación

Razón social
JUAN ANTONIO

CIF

Dirección

C.P. Población

País
España

Provincia

Cancelar Guardar

← JUAN ANTONIO ...

Empresa Contacto Interés Notas Evaluación

Nombre
JUAN

Apellido 1
ANTONIO

Apellido 2

Cargo

Departamento

Email

Teléfono

Cancelar Guardar

← JUAN ANTONIO ...

Empresa Contacto Interés Notas Evaluación

Sectores

Productos

Cancelar Guardar

- **Notes:** it allows you to collect notes from the meeting, you can also send a summary by e-mail to the visitor.

- **Evaluation:** allows you to internally evaluate the visit for later review.

- **Actions:** allows you to register a next action for a next visit, call, sending new information, etc.

← JUAN ANTONIO ...

Contacto Interés **Notas** Evaluación Acciones

Fecha inicio 16/09/2019 Hora inicio 12:52

Fecha fin 16/09/2019 Hora fin 12:52

Observaciones

Resumen

Enviar resumen por mail al cliente

Cancelar Guardar

← JUAN ANTONIO ...

Contacto Interés Notas **Evaluación** Acciones

Evaluación 3

Tipo cliente 3

Probabilidad de venta 3

Expansión y desarrollo

Próxima apertura

Observaciones

Cancelar Guardar

← JUAN ANTONIO ...

Contacto Interés Notas Evaluación **Acciones**

Asunto

Fecha/Hora 16/09/2019 12:52

Tipo

Observaciones

Cancelar Guardar


Access to the Private Zone in Web environment

- In addition to the Valencia Fair App, a web application is available from which you can also consult and manage different aspects of your participation in the Valencia Fair events and contests, for example:

Feria Valencia

User

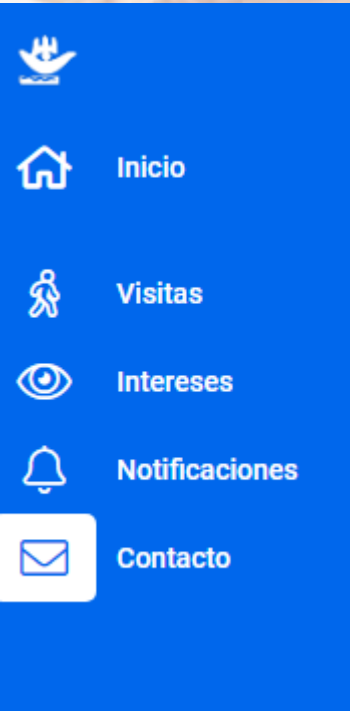
Password

 
 Keep session alive
[Forgot password?](#)

- **Catalog:** Self-management of basic information as an exhibitor to display in the Online Web Catalog and in the App Catalog
- **Visitor Registration:** consultation of the data of visits obtained through the Valencia Fair App.
- **Interests:** consult the data of visitors obtained through the App of Feria Valencia and also from the catalog both in web environment and from the App.

The access address is: <https://apps.feriavalencia.com>

The functionalities are divided into 4 groups:



- **Visits:** gives access to the Visits menu. Show the list of visits.
- **Interests:** It shows two options, one for the list of Interests that visitors have shown about our company and another for interest on our products.
- **Catalog:** shows two options:
 - "Exhibitor Catalog" from where we can check and modify our data that will be displayed in the online catalog (App and Web), Products, brands, activity and sectors.
 - "Products Catalog" which, although they can be managed from the previous menu, an entry in the menu has been established here as well.
- **Contact:** to consult directly with Feria Valencia for any questions.



FERIA VALENCIA